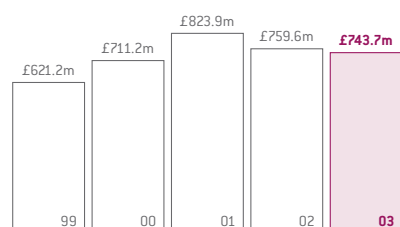



Financial highlights

| | 2003 | 2002 | % |
|---------------------|---------|---------|-------|
| Turnover | £743.7m | £759.6m | -2.1% |
| Operating profit* | £102.1m | £108.7m | -6.1% |
| Profit before tax* | £100.9m | £105.5m | -4.4% |
| Earnings per share* | 16.5p | 17.3p | -4.6% |
| Dividends per share | 17.0p | 15.9p | +6.9% |


Turnover of continuing operations



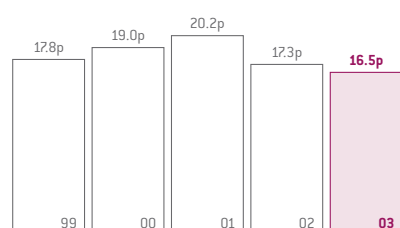
Operating profit of continuing operations*



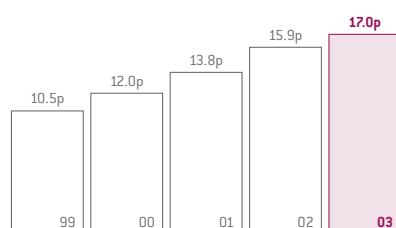
Profit before tax**



Earnings per share**



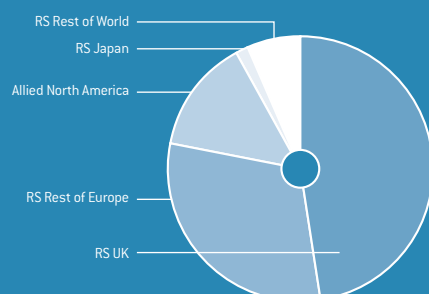
Dividends per share



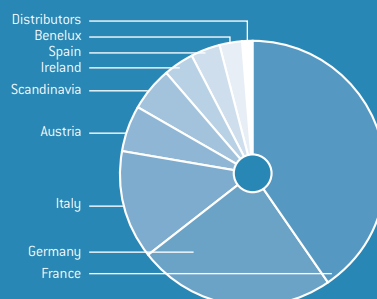
*Before amortisation of goodwill.

†2001: Before exceptional loss on closure.

Turnover of continuing operations by destination



RS Rest of Europe



RS Rest of World

